

Genie® AWP™-20S, AWP-25S, AWP-30S, AWP-36S & AWP-40S

Specifications

Models	AWP-20S		AWP-25S		AWP-30S	
Measurements	US	METRIC	US	METRIC	US	METRIC
Working height max. ⁽¹⁾	26 ft 1 in	8.10 m	30 ft 9 in	9.50 m	35 ft 6 in	11.0 m
Platform height	20 ft 1 in	6.10 m	24 ft 9 in	7.50 m	29 ft 6 in	9.00 m
A Height - stowed (standard)	6 ft 6 in	1.98 m	6 ft 6 in	1.98 m	6 ft 6 in	1.98 m
B Height Tilted back ⁽²⁾ (standard)	-	-	-	-	-	-
C Length - stowed (standard)	4 ft 1 in	1.24 m	4 ft 3.5 in	1.31 m	4 ft 5 in	1.35 m
D Length - tilted back ⁽²⁾	-	-	-	-	-	-
E Width	2 ft 5 in	0.74 m	2 ft 5 in	0.74 m	2 ft 5 in	0.74 m

Productivity

Lift capacity	350 lb	159 kg	350 lb	159 kg	350 lb	159 kg
F G Outrigger footprint (l/w) (standard)	5 ft 1 in/4 ft 5 in	1.55/1.35 m	5 ft 9 in/5 ft 1 in	1.75/1.55 m	6 ft 4 in/5 ft 8 in	1.93/1.73 m
H Corner access ⁽³⁾ (standard)	1 ft 3 in	0.38 m	1 ft 7 in	0.48 m	1 ft 10 in	0.56 m
I J Wall access front/side (standard)	6 in/1 ft 1 in	0.15/0.33 m	7 in/1 ft 5 in	0.18/0.43 m	8 in/1 ft 9 in	0.20/0.53 m
Standard platform dimensions (l/w/h)	27/26/44.75 in	0.69/0.66/1.14 m	27/26/44.75 in	0.69/0.66/1.14 m	27/26/44.75 in	0.69/0.66/1.14 m
Gated standard platform dimensions (l/w/h)	27/26/44.75 in	0.69/0.66/1.14 m	27/26/44.75 in	0.69/0.66/1.14 m	27/26/44.75 in	0.69/0.66/1.14 m
Gated narrow platform dimensions (l/w/h)	26/20/44.75 in	0.66/0.51/1.14 m	26/20/44.75 in	0.66/0.51/1.14 m	26/20/44.75 in	0.66/0.51/1.14 m

Weight and Floor Loading⁽⁴⁾

AC models	677 lb	307 kg	727 lb	330 kg	777 lb	352 kg
DC models	766 lb	347 kg	817 lb	371 kg	867 lb	393 kg
Occupied floor pressure	0.35 psi	2.40 kPa	0.28 psi	1.90 kPa	0.24 psi	1.65 kPa

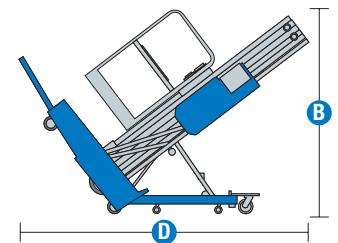
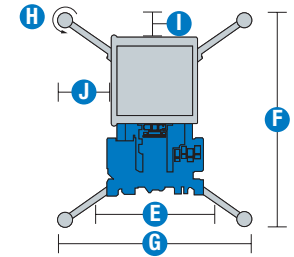
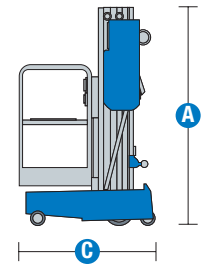
Models	AWP-36S		AWP-40S	
Measurements	US	METRIC	US	METRIC
Working height max. ⁽¹⁾	42 ft 5 in	13.10 m	46 ft 3 in	14.30 m
Platform height	36 ft 5 in	11.10 m	40 ft 3 in	12.30 m
A Height - stowed (standard)	9 ft 1.5 in	2.78 m	9 ft 1.5 in	2.78 m
B Height Tilted back ⁽²⁾ (standard)	6 ft 3.5 in	1.92 m	6 ft 6 in	1.98 m
C Length - stowed (standard)	4 ft 7 in	1.40 m	4 ft 8 in	1.42 m
D Length - tilted back ⁽²⁾	9 ft 9 in	2.97 m	9 ft 9 in	2.97 m
E Width	2 ft 5 in	0.74 m	2 ft 5 in	0.74 m

Productivity

Lift capacity	350 lb	159 kg	300 lb	136 kg
F G Outrigger footprint (l/w) (standard)	6 ft 11 in/6 ft 3 in	2.12/1.91 m	7 ft 5 in/6 ft 9 in	2.26/2.06 m
H Corner access ⁽³⁾ (standard)	2 ft 5 in	0.74 m	2 ft 7 in	0.79 m
I J Wall access front/side (standard)	1 ft 2 in/2 ft 1 in	0.36/0.64 m	1 ft 3 in/2 ft 4 in	0.38/0.71 m
Standard platform dimensions (l/w/h)	27/26/44.75 in	0.69/0.66/1.14 m	27/26/44.75 in	0.69/0.66/1.14 m
Gated standard platform dimensions (l/w/h)	27/26/44.75 in	0.69/0.66/1.14 m	27/26/44.75 in	0.69/0.66/1.14 m
Gated narrow platform dimensions (l/w/h)	26/20/44.75 in	0.66/0.51/1.14 m	26/20/44.75 in	0.66/0.51/1.14 m

Weight and Floor Loading⁽⁴⁾

AC models	1,017 lb	461 kg	1,040 lb	472 kg
DC models	1,107 lb	502 kg	1,130 lb	513 kg
Occupied floor pressure	0.23 psi	1.60 kPa	0.20 psi	1.37 kPa



Power

Power source - AC models	110V/50-60 Hz 220V/50-60 Hz
Power source - DC models	12V DC

Sound and Vibration Levels

Sound Pressure level (ground workstation)	< 70 dBA
Sound Pressure level (platform workstation)	< 70 dBA
Vibrations	< 2.5 m/s ²

(1) The metric equivalent of working height adds 2m to platform height. U.S. adds 6ft to platform height.

(2) Gradeability applies to driving on slopes and may vary depending on options and machine configurations. See operator's manual for details regarding slope ratings.

(3) Weight refers to standard configuration and may vary depending on options and/or country standards.

(4) Floor loading information is approximate and may vary depending on options and machine configurations. It should be used only with adequate safety factors.

Genie® AWP™-20S, AWP-25S, AWP-30S, AWP-36S & AWP-40S

SKU: Stock Models

- AWP-20S, AC Power*
- AWP-25S, AC Power*
- AWP-30S, AC Power*
- AWP-36S, AC Power with Tilt-back frame*
- AWP-40S, AC Power with Tilt-back frame*

SKU: Stock Models

- AWP-20S, DC Power*
- **AWP25S01AE0001:** AWP-25S, DC Power
- **AWP30S01AE0001:** AWP-30S, DC Power
- AWP-36S, DC Power with Tilt-back frame*
- **AWP40S01AE0001:** AWP-40S, DC Power with Tilt-back frame

* Build to Order

Option availability	S	S+	BtO
Power			
AC 85V power			○
Wet battery (DC - only for AWP-30S)	✓	✓	✓
AC 110V power	✓	✓	✓
AC 220V power			○
DC Power	✓	✓	✓
Dry battery (DC)		○	○
12V 110/230V 50-60Hz worldwide smart charging system	✓	✓	✓
Platform			
Sliding mid-rail standard platform	✓	✓	✓
Gated standard platform			○
Gated narrow platform			○
Descent light and alarm package		○	○
Tool tray		○	○
AC power to platform	✓	✓	✓
Chassis			
Standard base for all models	✓	✓	✓
Long cord 79"		○	○
Lift Guard White Noise Alarm		○	○
Auxiliary platform lowering	✓	✓	✓
Crane attachment point	✓	✓	✓
Easy operation: rolls through standard doorways	✓	✓	✓
Fast load into pickup trucks	✓	✓	✓
Forklift pockets (Standard base only)	✓	✓	✓
Ground fault interrupt	✓	✓	✓
Heavy-duty design and mast	✓	✓	✓
LED lights confirm proper set-up	✓	✓	✓
Outrigger storage pockets	✓	✓	✓
Rocker base system for maneuverability	✓	✓	✓
Standard outriggers	✓	✓	✓
Tie-down attachment points	✓	✓	✓

- S Standard
- S+ Standard +
- BtO Build to Order
- ✓ Standard Features
- Options




Lightweight



Easy to Load and Transport



Low Floor Loading



Product specifications are subject to change without notice or obligation. Photographs and/or drawings herein are for illustrative purposes only. Refer to the appropriate Operator's Manual for instructions on proper equipment use. Failure to follow instructions in the Operator's Manual may result in serious injury or death. The only warranty applicable to our equipment is the standard written warranty applicable to the particular product and sale and we make no other warranty, express or implied. Products and services listed may be trademarks, service marks or trade names of Terex Corporation and/or their subsidiaries in the USA and many other countries. Terex, Genie, Xtra Capacity, Lift Power, Lift Guard, Lift Tools, Lift Connect and Tech Pro Link are registered trademarks of Terex Corporation or its subsidiaries.