

K38P

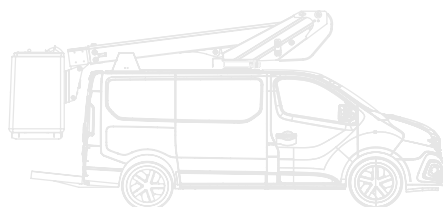
U Drive
CHERRY PICKER • IE


PLATFORM MOUNTED ON 3.5T VAN



Aerial platform

↑
14 m
⊥





K38P AERIAL PLATFORM mounted on 3.5T van

- // Working height: 13.80m
- // Working outreach: 7.30m with 2 operators
- // Rotation: 360°
- // 2 men basket with outriggers
- // Articulated jib: 140°

/ STANDARD

- Engine start & stop from basket
- Hour-counter
- Independant emergency electric pump with all the features in the basket for maximum security
- Aluminium boom for optimum stability
- Secure access to the working platform
- Hoses and cables are inside the boom structure for maximum protection

/ OPTIONS

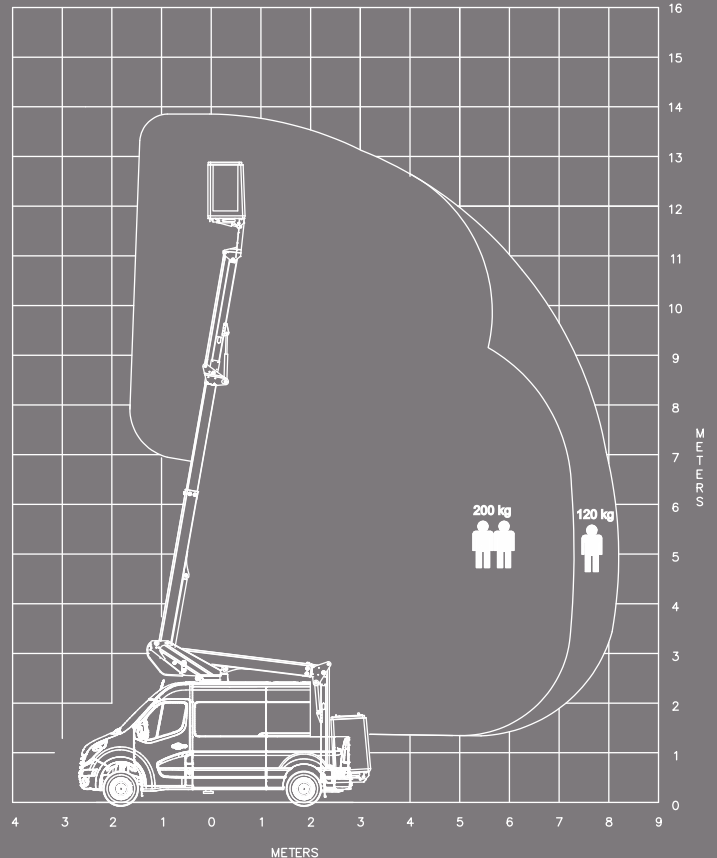
- Proportional outreach: 7.30m for 200kg/8.20m for 120kg
- Signaling devices (triflash, 2 flashing lights, reflective strips)
- 220V electric socket in the basket
- Trailer hook
- Reinforced suspensions
- Fully opening insulating basket
- Custom fitting out of vehicules
- Side ladder rack
- Rotating basket
- Green Pack : the platform can be operated with the van engine turned off

Full list of options, please contact us

/ POSSIBLE TYPES OF CUT-DOWN VEHICLES:

- RENAULT MASTER L2H2
- PEUGEOT BOXER L2H2
- NISSAN NV400 L2H2
- CITROEN JUMPER L2H2
- MERCEDES SPRINTER (3665 wheelbase)
- VOLKSWAGEN CRAFTER (3665 wheelbase)
- FORD TRANSIT L2H2
- IVECO DAILY (3250L wheelbase)

For vehicles options, please contact us before order



K38P