

RELIABILITY IN ACTION


LGMG AERIAL WORK PLATFORMS

LGMG are proudly working in partnership with Cherry Picker for an Irish distributorship agreement for our aerial work platforms



Under our policy of continuous improvement, we reserve the right to change specifications and designs without prior notice. Reliability of equipment will be affected by unauthorized modification. LGMG reserves the right of final explanation. In November 2018, the fourth audit printing.

CHERRY PICKER • IE
NATIONWIDE SALES & SERVICE



KILMOON BUSINESS PARK, ASHBOURNE, CO. MEATH, A84 F776
TEL: 01 835 4788 sales@cherrypicker.ie www.cherrypicker.ie

SELF-PROPELLED SCISSOR LIFT

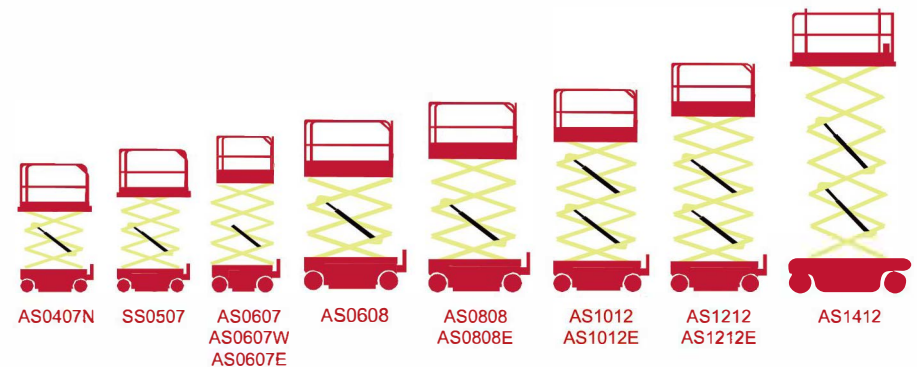
PRODUCT CONFIGURATIONS


Standard configurations

- Proportional control
- Foldable guardrail
- Lanyard point
- Emergency stop device
- Two-wheel brake
- Manual brake release
- Emergency descent
- Swing-out component tray
- Pothole guards
- Tilt alarm
- Descent alarm
- Descent protection
- Horn/ Hour meter
- Full-height drive
- Overload alarm
- Charging operation limit
- Flashing beacon/Buzzer
- 4x2 drive
- Intelligent diagnostic system

Optional configurations

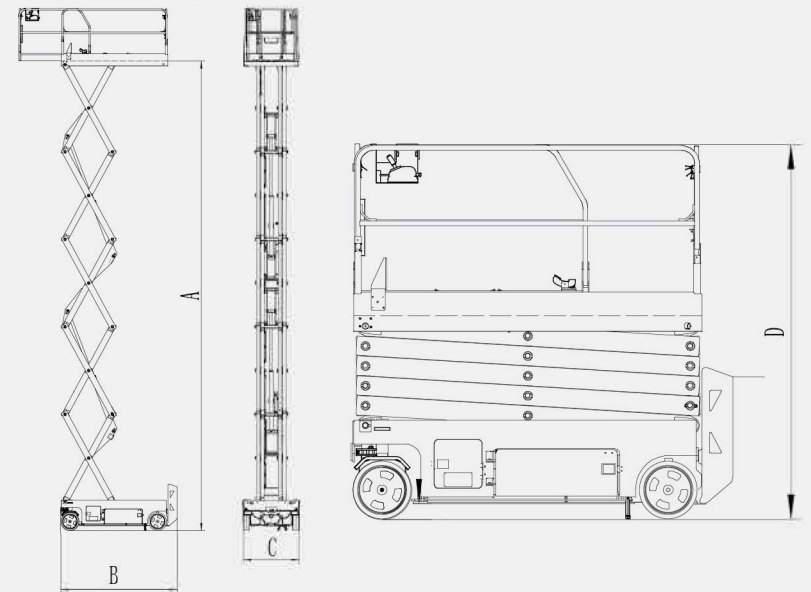
- AC power to platform
- Air tube to platform
- GPS
- Platform anti-collision device
- Charging protection system






Model	SS0407E	SS0507E	SS0607E	AS0607E	AS0808E	AS0812E	AS1012E	AS1212E
Lift Capacity(kg)	240	230	230	230	230	450	320	320
Lift Capacity Extension(kg)	113	113	113	120	113	113	113	113
Max. Platform Occupants	2	2	2	2	2	2	2	2
Max. Working Height(A+2)(m)	5.6	6.3	7.5	7.8	10	10	12	14
Overall Length(B)(m)	1.53	1.53	1.53	1.86	2.4	2.42	2.47	2.47
Overall Width(C)(m)	0.76	0.81	0.81	0.76	0.83	1.18	1.18	1.18
Overall Height-Rails Folded(m)	1.82	1.9	2	1.84	1.95	1.73	1.86	1.99
Overall Height-Rails Onfolded(m)	2.06	2.15	2.275	2.14	2.32	2.3	2.43	2.56
Platform Extension Length(m)	0.6	0.6	0.6	0.9	0.9	0.9	0.9	0.9
Driving Speed (stowed/raised)(km/h)	4/0.5	4/0.5	4/0.5	4/0.8	3.5/0.8	4/0.8	4/0.8	4/0.8
Up/Down Speed-GB(sec)	/	/	/	16/28	31/40	/	62/48	65/60
Up/Down Speed-CE(sec)	25/18	25/20	32/27	16/28	31/40	35/40	58/48	58/60
Gradeability(%)	25	25	25	25	25	25	25	25
Max. Slope(°)	1.5/3	1.5/3	1.5/3	1.5/3	1.5/3	1.5/3	2/3	1.5/3
Machine Weigh(kg)	880 915(PB)	970(欧洲) 985(PB)	1300	1610	2140	2715	3000	3300

- ✔ Optimization and match of hydraulic system delivers longer lasting performance
- ✔ Optimized electronic control system for better brake ability on a long downhill
- ✔ Improved steering mechanism reduces tire wear during turning
- ✔ Battery powered with zero emission and environmental-friendly





HYDRAULIC MOTOR DRIVE

PRODUCT SPECIFICATION



Model	AS0607	AS0607w	AS0608	AS0808	S0812	AS1012	S1012	AS1212	S1212	AS1413
Lift Capacity(Kg)	230	230	380	230	450	320	320	320	320	>10m 200 <10m 320
Lift Capacity Extension(Kg)	120	120	113	113	120	113	120	113	120	113
Max. Platform Occupants	2	2	2	2	2	2	2	2	2	2
Max. Working Height(A+2)(m)	7.8	7.8	7.9	10	10	12	12	14	14	15.8
Overall Length(B)(m)	1.83	1.83	2.4	2.4	2.49	2.47	2.49	2.47	2.49	2.79
Overall Width(C)(m)	0.76	0.81	0.83	0.83	1.18	1.18	1.18	1.18	1.18	1.27
Overall Height-Rails Folded(m)	1.82	1.82	1.83	1.95	1.8	1.86	1.93	2.04	2.05	2.2
Overall Height-Rails Unfolded(m)	2.12	2.12	2.19	2.32	2.38	2.43	2.5	2.62	2.65	2.72
Platform Extension Length(m)	0.9	0.9	0.9	0.9	0.9	0.9	0.9	0.9	0.9	0.9
Driving Speed (stowed/raised)(km/h)	3.5/0.8	3.5/0.8	3.5/0.8	3.5/0.8	3/0.8	3.5/0.8	3/0.8	3.1/0.8	3/0.8	3.5/0.8
Up/Down Speed-GB(sec)	16/28	16/28	30/34	31/40	35/40	62/48	58/48	65/60	65/60	80/65
Up/Down Speed-CE(sec)	16/28	16/28	30/34	31/40	/	62/48	/	65/60	/	/
Gradeability(%)	25	25	25	25	25	25	25	25	25	25
Max. Slope(°)	1.5/3	1.5/3	1.5/3	1.5/3	1.5/3	2/3	1.5/3	1.5/3	1.5/3	1.5/3
Machine Weigh(kg)	1,580	1,600	2,000	2,140	2350	2,610室内型 3,000室外型	2,855	3,380	2,990	3,535

- ⊘ Most durable and reliable scissor stacks
- ⊘ Reinforced working platform
- ⊘ Advanced charger with voltage protection
- ⊘ Higher driver comfort and security

