



Self-Propelled Telescopic Booms

S™-80 X & S™-85

Specifications

Models	S-80 X		S-85	
Measurements	US	Metric	US	Metric
Working height maximum*	86 ft	26.38 m	91 ft	27.91 m
Platform height maximum	80 ft	24.38 m	85 ft	25.91 m
Horizontal reach maximum	71 ft 6 in	21.79 m	76 ft 6 in	23.32 m
Below ground reach	6 ft 1 in	1.85 m	9 ft 6 in	2.90 m
A Platform length - 8 ft model	3 ft	0.91 m	3 ft	0.91 m
Platform length - 6 ft model	2 ft 6 in	0.76 m	2 ft 6 in	0.76 m
B Platform width - 8 ft model	8 ft	2.44 m	8 ft	2.44 m
Platform width - 6 ft model	6 ft	1.83 m	6 ft	1.83 m
C Height - stowed	9 ft 2 in	2.80 m	9 ft 2 in	2.80 m
D Length - stowed	36 ft 6 in	11.10 m	40 ft	12.20 m
Length - transport (jib tucked under)	—	—	38 ft	11.60 m
E Width	8 ft 2 in	2.50 m	8 ft 2 in	2.50 m
F Wheelbase	9 ft 4 in	2.80 m	9 ft 4 in	2.80 m
G Ground clearance - center	15.8 in	0.40 m	15.8 in	0.40 m

Productivity

Lift capacity	500 lb/ 1000 lb 227 kg/ 454 kg	500 lbs	227 kg	
Platform rotation	160°	160°		
Vertical jib rotation	—	135°		
Turntable rotation	360° continuous	360° continuous		
Turntable tailswing	4 ft 8 in	1.42 m	4 ft 8 in	1.42 m
Drive speed - stowed - 2WD/4WD	3.3 mph	5.4 km/h	3.3 mph	5.4 km/h
- raised/extended	0.65 mph	1.0 km/h	0.65 mph	1.0 km/h
Gradeability - 2WD - stowed**	30%		30%	
- 4WD - stowed**	45%		45%	
Turning radius: inside	12 ft	3.66 m	12 ft	3.66 m
outside	21 ft 6 in	6.55 m	21 ft 6 in	6.55 m
Controls	12V DC proportional		12V DC proportional	
Tires - RT lug	Foam filled 18-625, 16 ply		Foam filled 18-625, 16 ply	

Power

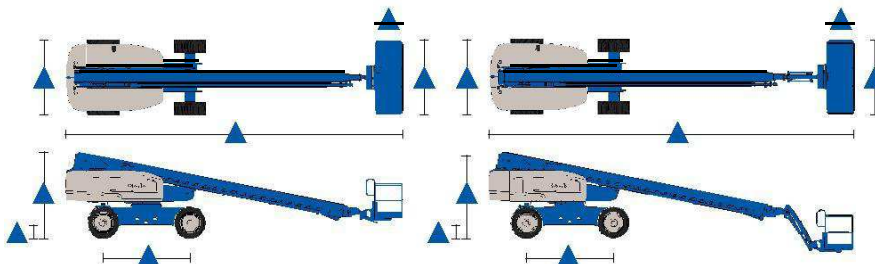
Power source	74 hp (55 kW) Deutz turbo diesel T4i TD2011L04i			
	63 hp (47 kW) Perkins diesel T4i 804D-33			
	70 hp (52.2 kW) GM gas/LPG 3.0L			
Auxiliary power unit	12V DC		12V DC	
Hydraulic tank capacity	40 gal	150 L	40 gal	150 L
Fuel tank capacity - diesel	35 gal	132 L	35 gal	132 L
- gas/LPG	30 gal	114 L	30 gal	114 L

Weight***

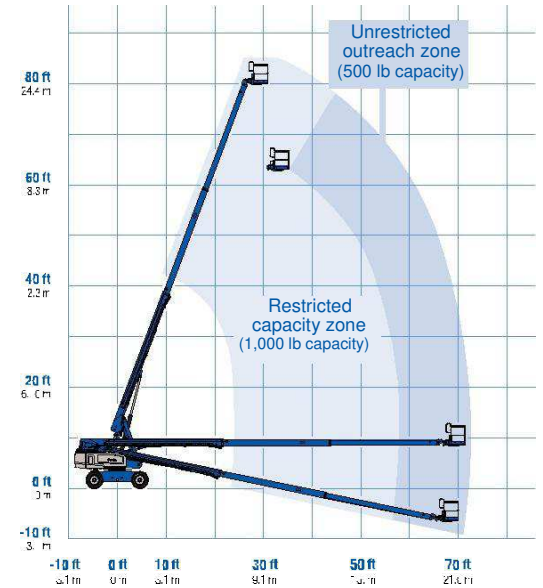
2WD	35,400 lbs	16,057 kg	37,900 lbs	17,237 kg
4WD	35,500 lbs	16,103 kg	38,000 lbs	17,237 kg

Standards Compliance

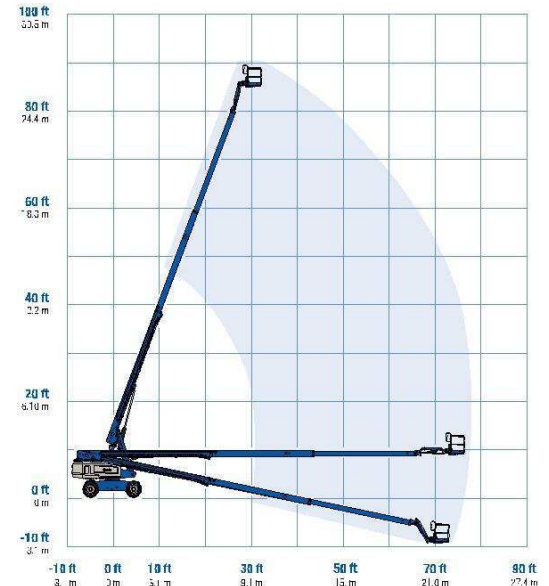
ANSI A92.5, CSA B354.4, EN 280, AS 1418.10



Range Of Motion S-80 X



Range Of Motion S-85 (500 lb capacity)



* The metric equivalent of working height adds 2 m to platform height. U.S. adds 6 ft to platform height.
 ** Gradeability applies to driving on slopes. See operator's manual for details regarding slope ratings.
 *** Weight will vary depending on options and/or country standards.



Self-Propelled Telescopic Booms

S™-80 X & S™-85

Features

Standard Features | Easily Configured To Meet Your Needs | Options & Accessories

Measurements

S-80 X*

- 86 ft (26.38 m) working height
- 71 ft 6 in (21.8 m) horizontal reach
- 500 lbs (227 kg) unrestricted and 1000 lbs (454 kg) restricted lift capacity

S-85

- 91 ft (27.90 m) working height
- 76 ft 6 in (23.3 m) horizontal reach
- 500 lbs (227 kg) lift capacity

Productivity

- Self-leveling platform
- 160° hydraulic platform rotation
- Proportional joystick controls
- Drive enable
- AC power cord to platform
- Horn
- Hour meter
- Tilt alarm
- Descent alarm
- 360° continuous turntable rotation
- Positive traction drive
- Two speed wheel motors
- Telematics ready connector

Power

- 12V DC auxiliary power
- Anti-restart engine protection
- Auto engine fault shutdown

Platform Options

- Steel 8 ft (2.44 m) (standard)
- Steel 6 ft (1.83 m)
- Steel 8 ft (2.44 m) tri-entry

Jib Options

- Non-jib (S-80 only)
- 5 ft (1.52 m) jib boom (S-85 only)

Engine Options

- 74 hp (55 kW) Deutz turbo diesel T4f** (standard)
- 63 hp (47 kW) Perkins turbo diesel T4f**
- 70 hp (52.2 kW) GM gas/LPG

Drive Options

- 2WD
- 4WD (standard)

Axle

- Active oscillation

Tire Options

- Rough terrain foam-filled (standard)
- Rough terrain non-marking foam-filled
- High floatation air-filled (Increases width by 4 in)



Productivity Options

- Platform swing gate*
- Half mesh platform inserts with swing gate*
- Platform top auxiliary rail
- Welder Ready package
- Air line to platform
- Hydraulic oil cooler
- Biodegradable hydraulic oil
- Hostile environment kit
- Deluxe hostile environment kit
- Aircraft protection package (6 ft platform only)
- Thumb rockersteer
- Alarm package
- Panel cradle package
- Lockable platform control box covers
- Tow package
- Work light package
- Operator Protective Structure***
- Operator Protective Alarm
- Fall Arrest Bar

Power Options

- Engine gauge package****
- AC generator packages (110V/-220V/50Hz, 3000W)
- Cold Weather Packages
- Diesel scrubber/muffler (catalytic muffler)
- LPG tank only, steel, 33.5 lbs (15.19 kg) capacity
- Intake air pre-cleaner

* Not available on CE machines
 ** Also available as Tier 4i in limited regions
 *** Available through aftermarket parts only
 **** Available with GM engine only

S80 0210A, Part No. 127276

Distributed By



cherrypicker.ie

sales@cherrypicker.ie



353 (1) 835 4788



353 87 255 7755