

MEZZLITE


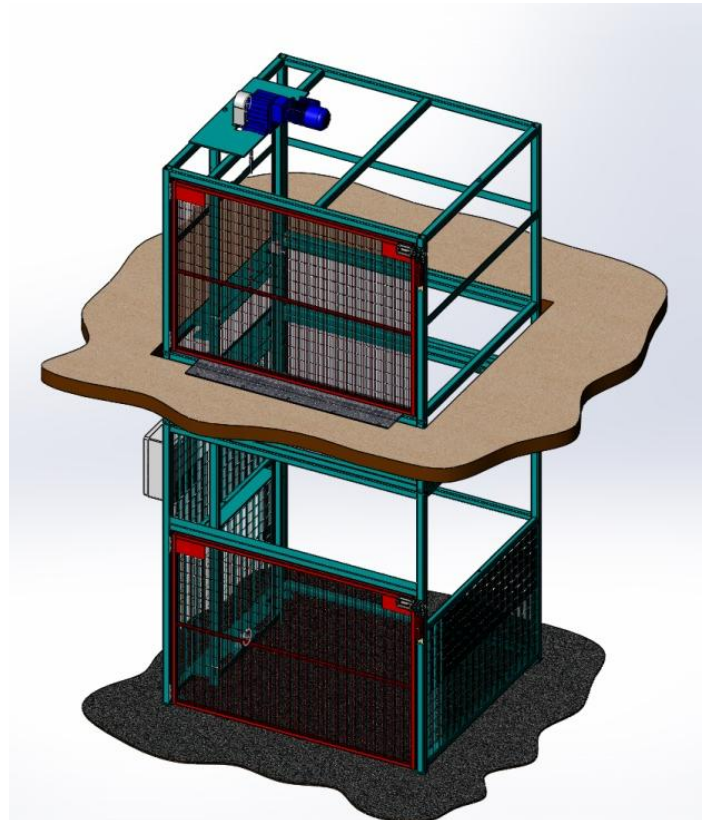
This is the ideal Mezzanine Goods Lift for lifting up to 250kg. It is smaller than a Heavy Duty Mezzanine Goods Lift meaning the amount of space taken up by the unit is minimal. No pit, no ramp and with our new modular construction installation time is also reduced.


The new Mezzanine Floor lift – the MezzLite is the Goods Only no operator access* lifting solution for utilising space and maximising operation. With this new modular construction the travel height can be built to order, with no ramp required and installation time is reduced.

[*In accordance with EN 1570-1:2011]

APPLICATION

Mezzanine Goods Lifts are suitable for companies in any industry where space can be maximised.





STANDARD TECHNICAL SPECIFICATION

- Maximum lift capacity 250kg uniformly distributed over platform.
- 3300mm maximum lift height (actual height built to order).
- Lowered platform height 8mm with chamfered leading edge for loading/unloading (no requirement for a pit or ramp).
- 1300mm x 1300mm useable area on platform.
- One day installation time.
- Ultra quiet.
- Plug & Play.

ENCLOSURE

- Small footprint: 1810mm long x 1550mm wide overall.
- Self supporting structure for positioning adjacent to mezzanine floor.
- Full height wire mesh enclosure to 4 sides with single gate at lower and upper levels.
- Enclosed at upper level.
- Gates electrically and mechanically interlocked to prevent opening when the lift is not parked and also to prevent lift motion.
- Enclosure extending approximately 1300mm above mezzanine floor.
- Access through gate restricted to 1100mm high to prevent operator access.

OPERATION & POWER

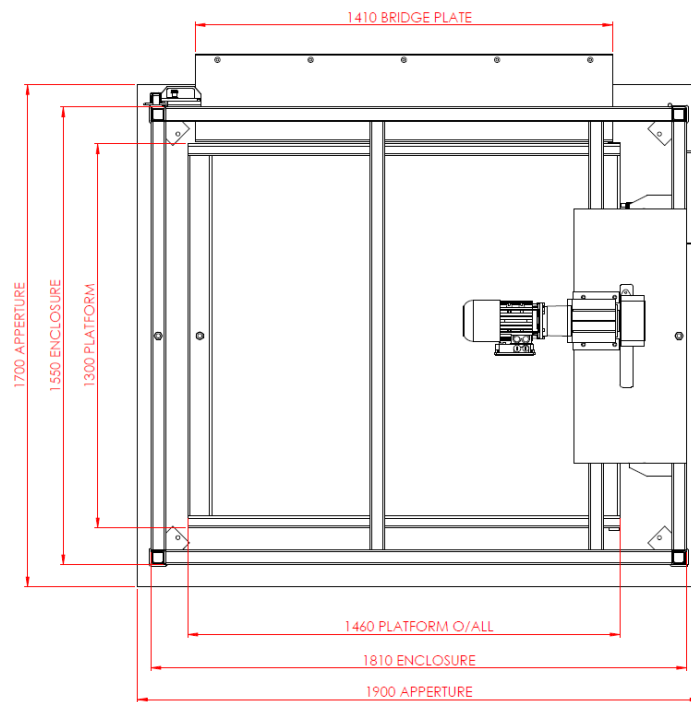
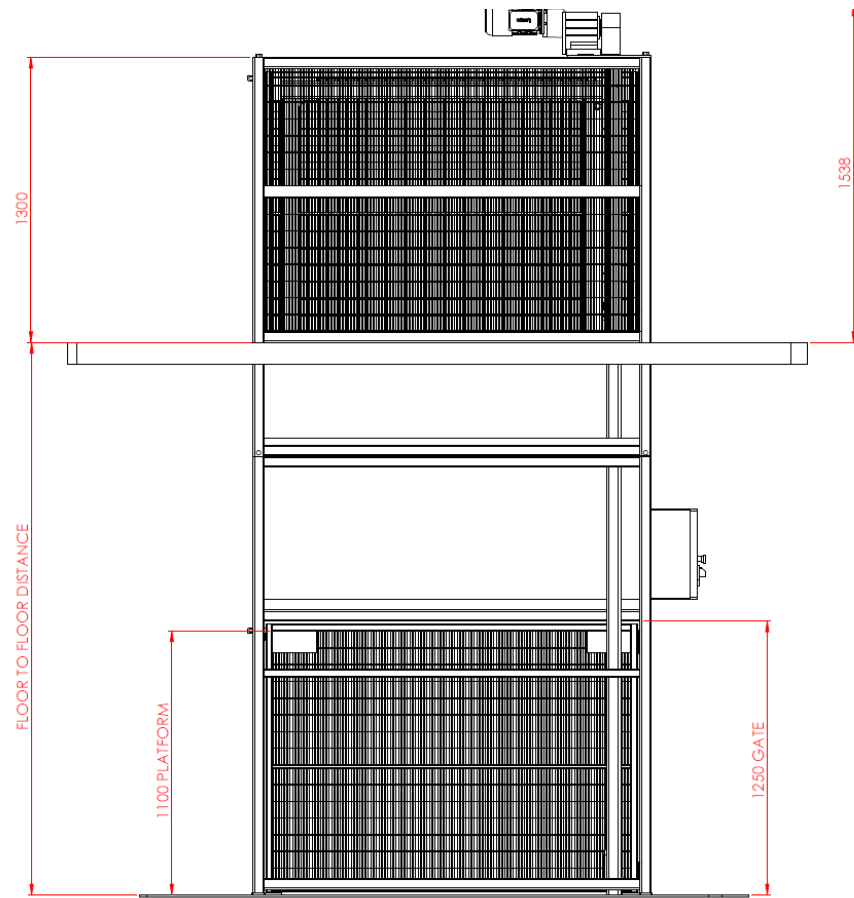
- 13 Amp, single phase, 240 Volt power requirements.
- Hold to run (deadman) controls with emergency stop at the lower level.
- Intermittent operation, light duty use i.e. 4 cycles per hour.

COLOUR

Platform: Blue RAL 5017
Enclosure: Grey RAL 7037

OPTIONAL EXTRAS

- PLC controls.
- Larger capacity / lift height.
- Larger platform.
- Larger gates.
- Clad enclosure.



All dimensions are in mm unless otherwise stated