

ELEVAH[®] 65 MOVE picking

CHERRY PICKER . IE



Sales & Service



Bespoke Design



MEWP Training



Handling Solutions



CHERRY PICKER . IE



Sales & Service



Bespoke Design



MEWP Training

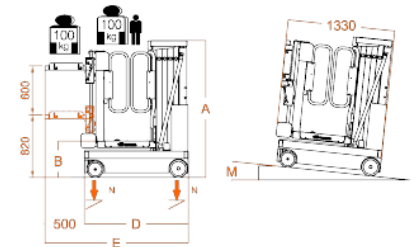
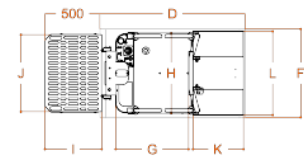


Handling Solutions

ELEVAN[®] 65 MOVE picking



Max. working height		6,50 m
Max capacity		200 kg
Number of people		1
Use***		Internal - External
A	Closed machine height	1720 mm
B	Minimum platform height	460 mm
C	Maximum platform height	4700 mm
D	Base overall dimensions	1280 mm
E		1780 mm
F		780 mm
G	Cage dimensions	640 mm
H		710 mm
Machine weight		830 kg
K	Fixed picking tray dimensions	440 mm
L		740 mm
Fixed picking tray capacity		20 kg
Drive wheels dimension		Ø 220 x 65 mm
Swivel wheels dimensions		Ø 200 x 50 mm

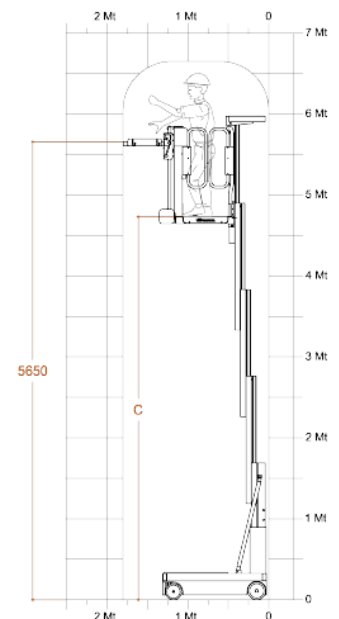


PICKING PLATFORM

Adjustment		Electrical
Stroke		600 mm
Min. height from the ground		820 mm
Maximum height from the ground		5650 mm
I	Dimensions	500 mm
J		680 mm
Capacity		100 kg

PERFORMANCE

Power supply		24 V
Batteries		Lead-Acid Batteries 12V 105 Ah
Battery charger		110V - 220V
M	Maximum climbing ability	15%
Climbing ability at height		2,5%
Internal turning radius		0
External turning radius		1095 mm
Max. speed (rising – descending)		0,2 m/s
Maximum speed (with basket on the ground)		5 km/h
N	Maximum pressure for wheel at full load*	3,6 kN
Work cycles (with fresh batteries) **		Ca. 130



CHERRY PICKER · IE

