

Genie® GS™ -4046

-  Sales & Service
-  Bespoke Design
-  MEWP Training
-  Handling Solutions

Specifications

Models	GS-4046	
Measurements	US	Metric
Working height max. - indoor ⁽¹⁾	45ft	13.89m
Working height max. - outdoor ⁽¹⁾	29ft	9.01m
A Platform height max. - indoor	39ft	11.89m
A Platform height max. - outdoor	23ft	7.01m
B Platform height - stowed	4ft 9in	1.45m
C Platform length - outside	7ft 5in	2.26m
C Platform length - outside, extended	10ft 5in	3.18m
Slide-out platform extension deck - length	3ft	0.91m
D Platform width - outside	3ft 10in	1.18m
Guardrail height	3ft 7in	1.10m
Toeboard height	6in	15cm
E Machine Height - stowed (folding rails)	8ft 5in	2.57m
Machine Height - stowed (rails lowered)	6ft 6in	1.98m
F Length machine - stowed	8ft 2in	2.48m
F Length machine - stowed, extended	11ft 6in	3.51m
G Width	3ft 10in	1.18m
H Wheelbase	6ft 1in	1.85m
I Ground clearance (center) - pothole guards retracted	5in	12cm
I Ground clearance - pothole guards deployed	0.9in	2.30cm

Productivity

Max. platform occupancy (in/out)	3/1	
Lift capacity	770lb	350kg
Lift capacity - extension deck extended	250lb	113kg
Max. platform drive height	39ft 2in	11.94m
Drive speed - stowed	2.0mph	3.2km/h
Drive speed - raised	0.5mph	0.8km/h
Gradeability - stowed ⁽²⁾	25%	
Turning radius - inside/outside	0/7ft 6in	0/2.29m
Lifting speed - raise/lower	82/48sec	
Tilt sensor activation (front to back/side to side)	3° / 1.5°	
Tires - solid non-marking	15x5in	38x13cm

Power

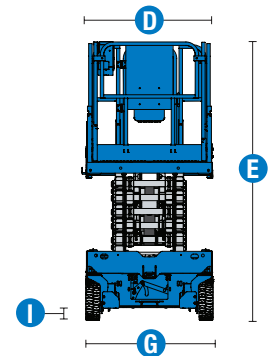
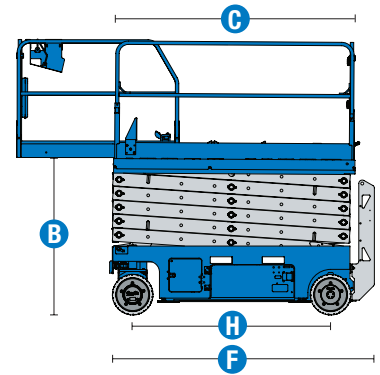
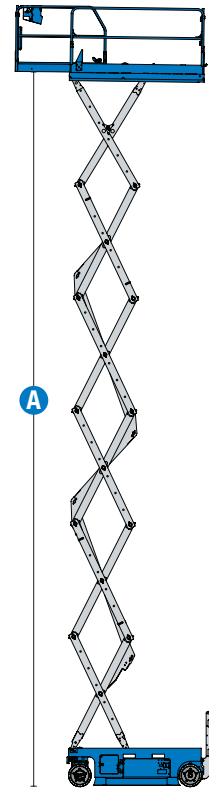
Power	24V DC (4x12V 300Ah)	
Hydraulic tank capacity (E-Drive)	4.9gal	18.5L

Weight⁽³⁾ and Floor Loading⁽⁴⁾

Weight	6,871lb	3,117kg
Weight max. (adding all possible options)	7,022lb	3,185kg
Tire load max.	2,735lb	1,241kg
Tire contact pressure	170.3psi	1,174kPa
Occupied floor pressure	275psf	13.17kPa

Sound and Vibration Levels

Sound Pressure level (ground workstation)	< 70 dBA	
Sound Pressure level (platform workstation)	< 70 dBA	
Vibrations	< 8ft 2in/s ²	< 2.5m/s ²



Genie® GS™ -4046

SKU: Standard Model

- **GS4046E1AE0002:** GS-4046, E-Drive

* Build to Order

Option availability		S	S+	BtO
Power	Standard FLA flooded lead acid batteries	✓	✓	✓
	Drive cut-out while charging		○	○
	Power Inverter		○	○
	Rear recessed charger receptacle	✓	✓	✓
Platform	Folding rails, Full-height swing gate	✓	✓	✓
	Slide out extension deck	✓	✓	✓
	Air line to platform			○
	Automotive-style horn		○	○
	AC power to platform	✓	✓	✓
	Descent, tilt and motion alarm	✓	✓	✓
	Diamond plate platform deck	✓	✓	✓
	Dual LED flashing beacons	✓	✓	✓
	Electric horn	✓	✓	✓
	Lanyard attachment points	✓	✓	✓
	Platform control guard (PCON)	✓	✓	✓
	Platform load sense system	✓	✓	✓
	Proportional drive and lift	✓	✓	✓
	SmartLink dual zone control system	✓	✓	✓
Chassis	Lift Connect Telematics		○	○
	Lift Connect with Access Manager upgrade		○	○
	Lift Guard White Noise Alarm		○	○
	Lift Tools Spill Guard (E-Drive)			○
	Auxiliary platform lowering	✓	✓	✓
	Driveable at full height	✓	✓	✓
	Dual front wheel sealed AC electric drive motors (E-Drive)	✓	✓	✓
	Electric brake release (E-Drive)	✓	✓	✓
	On board diagnostic system with battery charge indicator	✓	✓	✓
	Pothole protection	✓	✓	✓
	Side and rear fork pockets	✓	✓	✓
	Solid non-marking tires	✓	✓	✓
	Tech Pro Link connector	✓	✓	✓
Tie-down and lifting points	✓	✓	✓	

- S Standard
- S+ Standard +
- BtO Build to Order
- ✓ Standard Features
- Options



Indoor & Outdoor Use



Side Forklift Pockets



E-Drive



CHERRY PICKER•IE

